

		
Ground Sleeve Bearing - BF500 Steel stake, incl. bearing Est. Weight: 3lbs Options: Sand/Snow Extension	Ground Sleeve no Bearing - BF501 Steel stake Est. Weight: 3lbs Options: Sand/Snow Extension	Auger Sleeve - BF606 Plastic auger, incl. bearing and collapsible handles Est. Weight: 2lbs

Square Bases

			
Square Base 18x30 - BF520+BF521 (thorn) Steel flat plate, silver, 7in x 12in Est. Weight: 6lbs Options: Add 2nd base (for extra weight), Weight Bag, or L Stake	Square Base 30x30 - BF523+BF521 (thorn) Steel flat plate, silver, incl. Carrying Case, 12in x 12in Est. Weight: 10lbs Options: Weight Bag or L Stake	Square Base 40x40 - BF524+BF521 (thorn) or BF524+BF525 (Screw on Base 90°) Steel flat plate, silver, 16in x 16in Est. Weight: 20lbs Options: Weight Bag or L Stake	Square Base 55x55 - TP154+BF525 (Screw on Base 90°) or TP154+TP156 (M16 Screw) +BF531 (Connector) Steel flat plate, silver, incl. cut out handle, 21in x 21in Est. Weight: 40lbs Options: Weight Bag or L Stake


Cross Bases


Cross Base - BF510 Steel, collapsible, incl. bearing, 28in x 28in Est. Weight: 7lbs Options: Weight Bag or L Stake




Car Bases


		
Economy Cross Base - BF511+BF521 (thorn) Steel, collapsible, 28in x 28in Est. Weight: 5.7lbs Options: Weight Bag or L Stake	Car Base - BF530+BF531 (Connector) Aluminum, needs additional weight Est. Weight: 11lbs (incl. 3lbs Connector) Options: Weight Bag	Economy Car Base - TP172+BF531 (Connector) Steel, needs additional weight Est. Weight: 6.5lbs (incl. 3lbs Connector) Options: Weight Bag


Plastic Bases


P1 Plastic Base - BF602 Plastic, fill with water or sand Est. Weight: 52lbs (water), 66lbs (sand)

Other Bases

		
P2 Plastic Base - BF603 Plastic, fill with water or sand Est. Weight: 83lbs (water), 121lbs (sand)	Screw on Base 30° - BF526 Steel, incl. universal screw set Est. Weight: 1lb	Screw on Base 90° - BF525 Steel, incl. bearing, incl. screws to mount on Square Bases Est. Weight: 1.7lbs Options: Can be floor mounted or used with Square Base 40x40 or Square Base 55x55


Weight Bag - BF601 Plastic, fill with water Est. Weight: 26.5lbs (filled) Use: Extra weight for bases


L Stake - BF600 Steel Est. Weight: 0.4lbs Use: Holds bases in ground


Sand/Snow Extension - BF502 Est. Weight: 2lbs Steel stake Use: Extend Ground Sleeve Bearing or Ground Sleeve no Bearing


Universal Light - DS103 Aluminum Est. Weight: 1lb Use: Illuminate your advertising message